

A

B

C

D

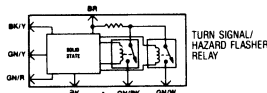
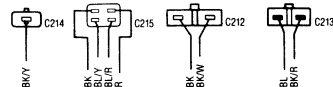
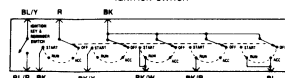
E

F

ZONE B-269
REAR OF RELAY
BOX NEAR LH
INTERIOR
KICK PANEL

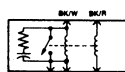


IGNITION SWITCH

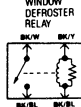


BK/R
BK
BK/W
W/Y
LG
GN/W
BR
BK/R
GN/Y
GN/R
GN/BK
BK
BK/BL
BK/Y
BK/BL
BK/W

FUEL PUMP RELAY



REAR WINDOW DEFROSTER RELAY



NO CONNECTION C246

NO CONNECTION C243

INTERNAL GOVERNOR


SOLID STATE

TO GROUND C286

BK
LG
R/GN
BL/BK
R/Y
BL
BL/O
BL/Y
BK
BK
BK
BK



ZONE A-69
LEFT OF RELAY
BOX AT LH
INTERIOR KICK
PANEL



ZONE A-70
ABOVE RELAY
BOX AT LH
INTERIOR KICK
PANEL

BK

G203

TO GROUND